

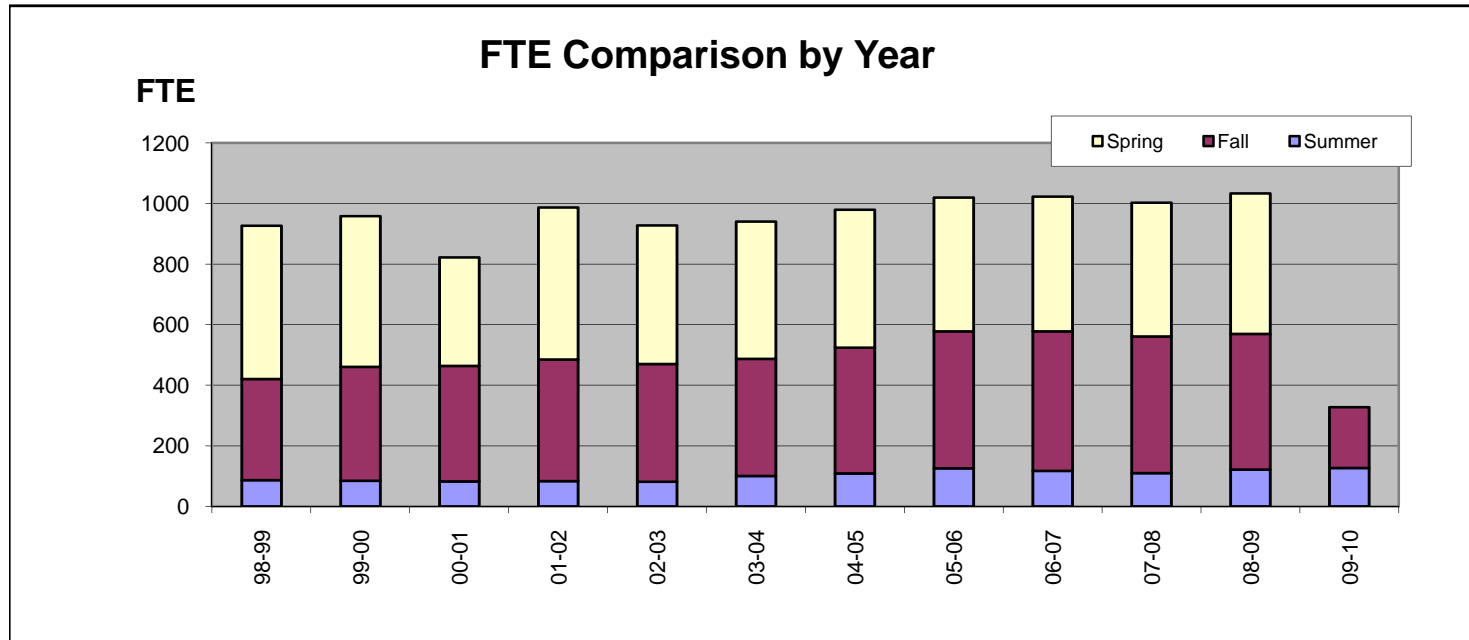
FTE Comparison (1998-2010)

by Year
07/27/09

Includes imputed FTE except *italicized* numbers.

Year	Summer	Fall	Spring	Total
98-99	86.78	334.17	506.35	927.30
99-00	85.62	375.24	498.57	959.43
00-01	83.11	381.45	358.40	822.96
01-02	83.87	401.42	501.88	987.17
02-03	82.00	388.97	456.88	927.85
03-04	100.53	386.75	453.83	941.11
04-05	109.38	415.57	455.12	980.07
05-06	126.47	451.75	442.01	1020.23
06-07	117.50	460.66	444.86	1023.02
07-08	110.20	451.28	442.05	1003.53
08-09	121.73	448.95	* 462.84	1033.52
09-10	<i>127.30</i>	<i>200.70</i>		328.00

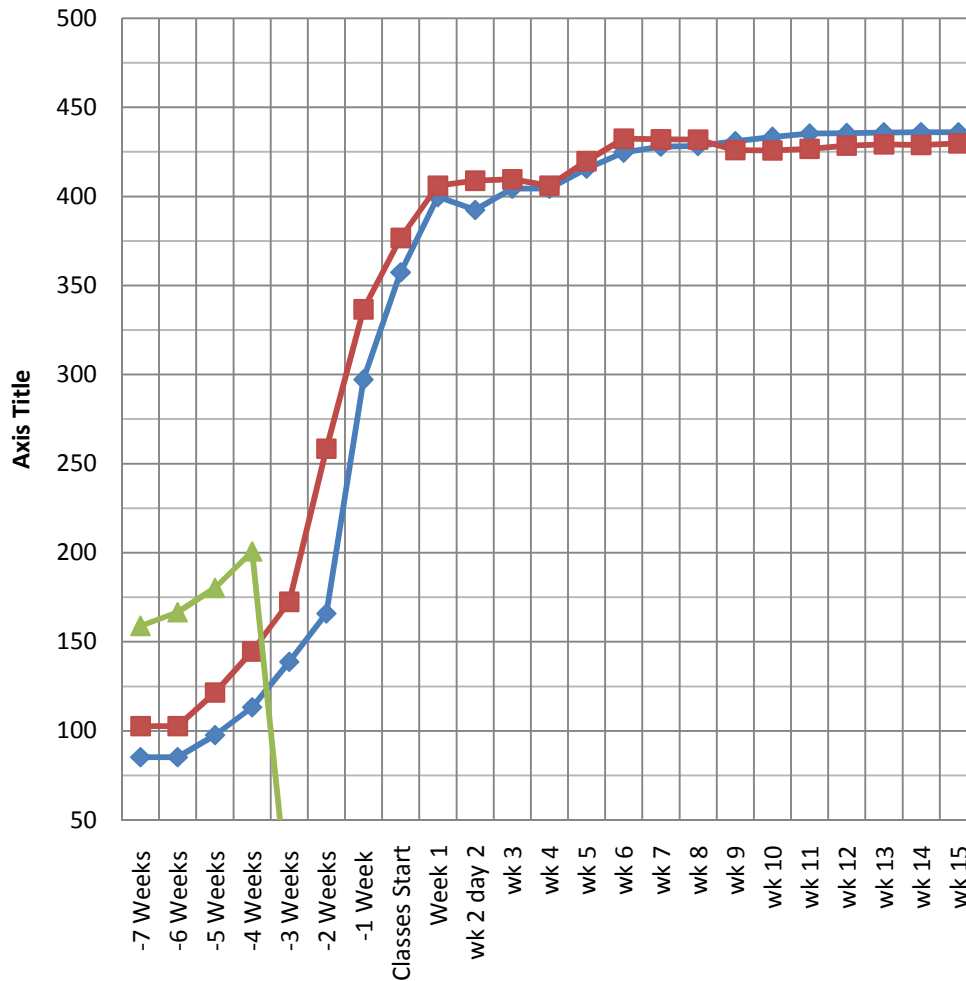
* Includes 20.74 Imputed FTE



Fall 2007, 2008, 2009 FTE Comparison

07/27/

- ◆ 200820
- 200920
- ▲ 201020



FTE By Week			
Week	200820	200920	201020
7 Weeks	85.3	102.7	158.8
6 Weeks	85.3	102.7	166.6
5 Weeks	97.7	121.5	180.3
4 Weeks	113.3	144.7	200.7
3 Weeks	138.8	172.5	0.0
2 Weeks	166.0	258.4	0.0
-1 Week	297.1	336.6	0.0
Start	357.4	376.7	0.0
Week 1	399.7	406.0	0.0
wk 2 day 2	392.3	408.8	0.0
wk 3	404.3	409.6	0.0
wk 4	404.3	406.1	0.0
wk 5	415.6	419.8	0.0
wk 6	424.6	432.3	0.0
wk 7	427.9	432.0	0.0
wk 8	428.3	431.9	0.0
wk 9	431.0	426.0	0.0
wk 10	433.2	425.8	0.0
wk 11	435.4	426.7	0.0
wk 12	435.4	428.4	0.0
wk 13	435.7	429.2	0.0
wk 14	436.0	428.8	0.0
wk 15	436.0	429.7	0.0

Morgan Community College
3-Year FTE / Headcount Comparison
Fall 2007, 2008, 2009
07/27/09

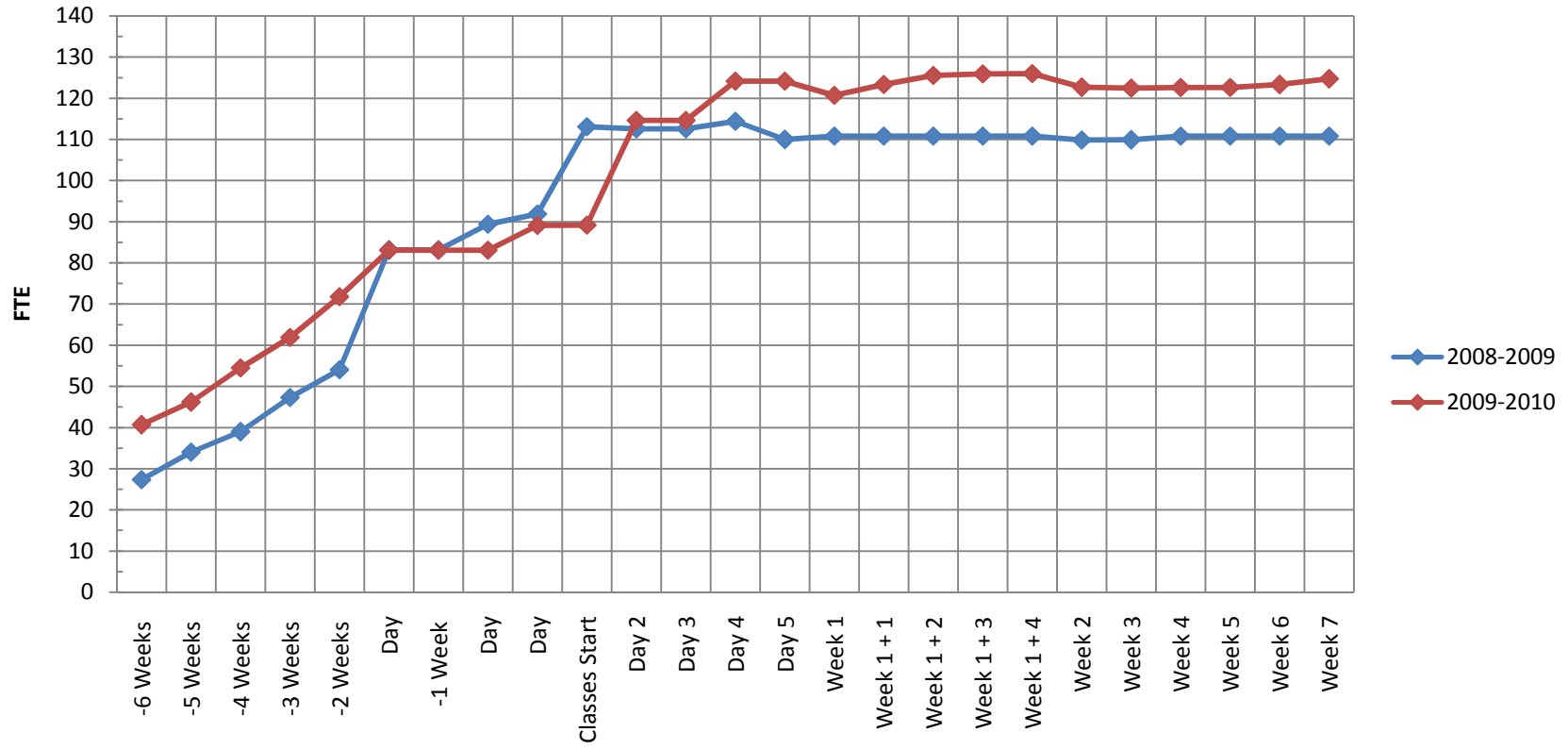
Sampling Date (Current year)	*Comparison Point	FTE				
		Fall			Change in FTE	
		200820	200920	201020	+/-	% Change
07/06/09	-7 Weeks	85.3	102.7	158.8	56.1	55%
07/13/09	-6 Weeks	85.3	102.7	166.6	63.9	62%
07/20/09	-5 Weeks	97.7	121.5	180.3	58.8	48%
07/27/09	-4 Weeks	113.3	144.7	200.7	56.1	39%
08/03/09	-3 Weeks	138.8	172.5			
	-2.5 wks	153.8	253.7			
		153.8	253.7			
08/10/09	-2 Weeks	166.0	258.4			
	Day	191.7				
	Day	227.4	287.0			
	Day	257.9	305.9			
		284.7	321.7			
08/17/09	-1 Week	297.1	336.6			
	Day 3	303.1	350.9			
	Day 4	313.3	358.3			
	Day 5	326.4	368.9			
		343.8	361.0			
08/24/09	Classes Start	357.4	376.7			
	day 2	371.2	395.3			
	day 3	380.9	unk			
	day 4	386.1	unk			
	day 5	397.0	unk			
08/31/09	Week 1	399.7	406.0			
09/07/09	Week 2					
	wk 2 day 2	392.3	408.8			
	wk 2 day 3	395.0	408.0			
	wk 2 day 4	399.1	unk			
09/14/09	wk 3	404.3	409.6			
09/21/09	wk 4	404.3	406.1			
09/28/09	wk 5	415.6	419.8			
10/05/09	wk 6	424.6	432.3			
10/12/09	wk 7	427.9	432.0			
10/19/09	wk 8	428.3	431.9			
	wk 8 day 5	430.6	425.5			
10/26/09	wk 9	431.0	426.0			
11/02/09	wk 10	433.2	425.8			
11/09/09	wk 11	435.4	426.7			
11/16/09	wk 12	435.4	428.4			
11/23/09	wk 13	435.7	429.2			
11/30/09	wk 14	436.0	428.8			
12/07/09	wk 15	436.0	429.7			
12/14/09	wk 16					

Headcount				
Fall			Chng in Headcount	
200820	200920	201020	+/-	% Change
228	352	540	188.0	53.41%
228	352	587	235.0	66.76%
282	403	633	230.0	57.07%
358	498	699	201.0	40.36%
450	589			
506	858			
506	858			
547	877			
642	877			
765	982			
872	1079			
975	1135			
1024	1193			
1051	1247			
1092	1282			
1136	1322			
1203	1297			
1256	1371			
1316	1429			
1355	unk			
1381	unk			
1422	unk			
1442	1495			
	1495			
1412	1507			
1437	1506			
1459	unk			
1492	1514			
1515	1510			
1576	1566			
1612	1597			
1641	1599			
1644	1620			
1669	1610			
1671	1614			
1694	1617			
1705	1636			
1719	1690			
1729	1712			
1737	1713			
1737	1733			
				#VALUE!

201020 FTE By Week			
Week	200820	200920	201020
-7 Weeks	85.3	102.7	158.8
-6 Weeks	85.3	102.7	166.6
-5 Weeks	97.7	121.5	180.3
-4 Weeks	113.3	144.7	200.7
-3 Weeks	138.8	172.5	0.0
-2 Weeks	166.0	258.4	0.0
-1 Week	297.1	336.6	0.0
Classes St	357.4	376.7	0.0
Week 1	399.7	406.0	0.0
wk 2 day 2	392.3	408.8	0.0
wk 3	404.3	409.6	0.0
wk 4	404.3	406.1	0.0
wk 5	415.6	419.8	0.0
wk 6	424.6	432.3	0.0
wk 7	427.9	432.0	0.0
wk 8	428.3	431.9	0.0
wk 9	431.0	426.0	0.0
wk 10	433.2	425.8	0.0
wk 11	435.4	426.7	0.0
wk 12	435.4	428.4	0.0
wk 13	435.7	429.2	0.0
wk 14	436.0	428.8	0.0
wk 15	436.0	429.7	0.0

07/27/09

Summer 09-10 vs Summer 08-09



Summer 200910 - 201010

07/27/09

Sampling Date (Current year)	*Comparison Point	FTE				Headcount				Notes/Comments
		2008-09	2009-10	Change	% Change	2008-09	2009-10	Change	% Change	
	-7 Weeks									
	-6 Weeks	27.40	40.70	13.30	48.5%	186	212	26	14.0%	
	-5 Weeks	34.07	46.20	12.13	35.6%	214	248	34	15.9%	
	-4 Weeks	39.00	54.50	15.50	39.7%	240	309	69	28.8%	
	-3 Weeks	47.32	61.90	14.58	30.8%	276	346	70	25.4%	
	-2 Weeks	54.07	71.80	17.73	32.8%	316	397	81	25.6%	
	Day	83.13	83.08	-0.05	-0.1%	454	458	4	0.9%	
05/18/2009	-1 Week	83.13	83.08	-0.05	-0.1%	454	458	4	0.9%	
	Day	89.40	83.08	-6.32	-7.1%	588	458	-130	-22.1%	
	Day	91.90	89.13	-2.77	-3.0%	504	487	-17	-3.4%	
05/26/2009	Classes Start	113.07	89.20	-23.87	-21.1%	504	487	-17	-3.4%	
	Day 2	112.55	114.63	2.08	1.8%	553	605	52	9.4%	
	Day 3	112.57	114.63	2.06	1.8%	556	605	49	8.8%	
	Day 4	114.40	124.17	9.77	8.5%	558	649	91	16.3%	
	Day 5	109.97	124.17	14.20	12.9%	559	649	90	16.1%	
06/01/2009	Week 1	110.80	120.73	9.93	9.0%	562	663	101	18.0%	
	Week 1 + 1	110.80	123.35	12.55	11.3%	562	681	119	21.2%	
	Week 1 + 2	110.80	125.55	14.75	13.3%	562	690	128	22.8%	
	Week 1 + 3	110.80	125.92	15.12	13.6%	562	698	136	24.2%	
	Week 1 + 4	110.80	125.98	15.18	13.7%	562	700	138	24.6%	
06/08/2009	Week 2	109.87	122.65	12.78	11.6%	573	681	108	18.8%	
06/15/2009	Week 3	109.90	122.47	12.57	11.4%	588	706	118	20.1%	
06/22/2009	Week 4	110.83	122.60	11.77	10.6%	594	717	123	20.7%	
06/29/2009	Week 5	110.83	122.60	11.77	10.6%	594	722	128	21.5%	
07/06/2009	Week 6	110.83	123.30	12.47	11.3%	594	730	136	22.9%	
07/13/2009	Week 7	110.83	124.70	13.87	12.5%	594	744	150	25.3%	
07/20/2009	Week 8	110.83	126.60	15.77	14.2%	594	772	178	30.0%	
07/27/2009	Week 9	110.83	127.30	16.47	14.9%	594	780	186	31.3%	
08/03/2009	Week 10									
Caveats:	1. These numbers do not include imputed FTE, which is calculated at the end of each semester.									
	2 *If there is no comparable sample from a previous period, the closest previous sample value is used. Therefore some percentage comparisons may exaggerate the decrease or increase as they are not comparing to the exact point in the other period. See weeks 4, 5, and 6 above for example. Over time these discrepancies will disappear as we continue to do more detailed samples.									